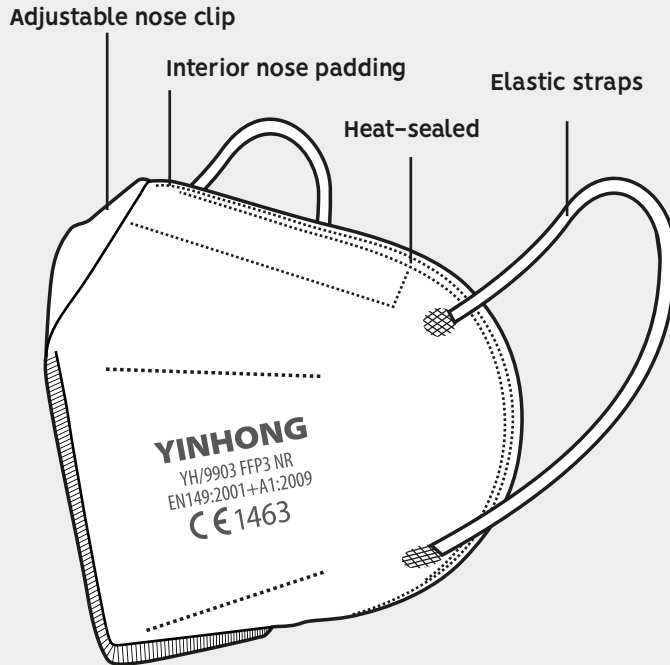


FFP3 STANLEY FACE MASK

SA99429001



**FFP3
NR**

Five-layer safety face mask.

Heat-sealed edges, elastic straps,
straps adjuster and interior nose
padding

Specifications

Dust and droplets-proof

High filter efficiency against particles (PFE)>94%

Total inward leakage (TIL) <2%

Classified as PPE (Personal Protective Equipment)

EN149:2001 + A1:2009 standard compliance

EN149:2001 + A1:2010 standard compliance

NO LATEX

Recommendations

Only for adults

Do not reuse.

Composition

1- 25 gsm non-woven polypropylene

2- Filtering three-layer fabric

Meltblown 3 x 25 gsm

3- 25 gsm non-woven polypropylene

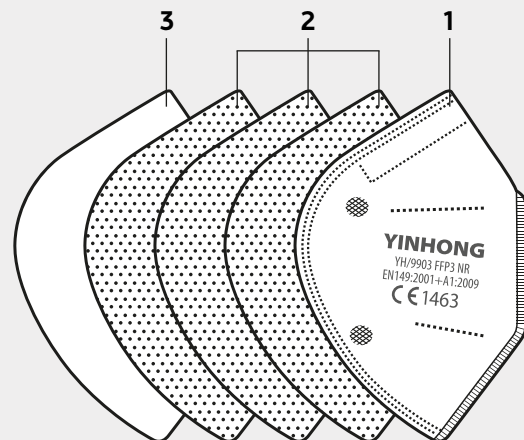
Logistics

Bag: 1 unit

Pack: 20 units


Box: 1000 units

Box measures: 62,5x34x48



INSTRUCTIONS

How to put on the face mask:



1. Wash your hands with soap and water or a hand sanitizer before touching the mask.
2. Locate the top part of the mask, hold it from the front side and place the elastic bands around both ears.
3. Pull the bottom of the mask over your chin.
4. Adjust the stiff edge to the shape of your nose and make sure the mask is properly placed, well sealed and do not cause breathing discomfort.
5. Do not touch the mask with your hands while wearing it. Wash your hands first.

How to remove the mask:



1. Wash your hands with soap and water or a hand sanitizer.
2. Remove it without touching the front of the mask.
3. Dispose the mask in a suitable bin.
4. Wash your hands with soap and water or a hand sanitizer.